


# K3831-H Thin mITX

## Industrial Series



### Intel® H610 Chipset and 12th & 13th Gen Intel® Core™ i3/i5/i7/i9 Processor

- ▶ Latest DDR5 memory technology for best-in-class system performance
- ▶ Intel® UHD Graphics 7xx driven by Xe Architecture; DPP-, HDMI-, and LVDS- support
- ▶ Dual LAN 1GbE incl. Teaming
- ▶ M.2 Key-M Gen4 & Key-E; Powerful USB 3.2 Gen2
- ▶ 8-Bit GPIO

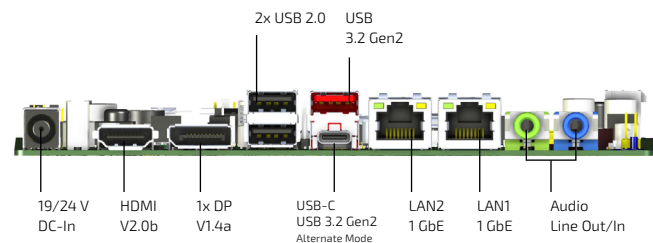
## K3831-H Thin mITX Industrial Series

The Industrial Motherboard K3831-H Thin mITX provides high-performance and functionality for demanding requirements on a small and ultra-thin form factor. It supports the Intel® Core™ i3/i5/i7/i9 – (12th/13th Gen) processor series as well as

the Intel® Pentium®/Intel® Celeron® processor series. Despite the limited space on this motherboard, the K3831-H is equipped with connectors for HDMI V2.0b, Display Port V1.4a, Dual Channel LVDS, Dual GbE LAN and 9x USB (2.0, 3.2 Gen1 and 3.2 Gen2).

- Intel® 12th/13th Gen Core™ processor series
- DDR5-5600 SODIMM, max. 64 GByte
- cTDP – Easy & flexible reduction of CPU TDP
- Intel® UHD Graphics 7xx driven by Xe Architecture
- HDMI 2.0b, DP V1.4a and USB Type-C Alt mode (DPoC) Dual Channel LVDS support
- 8 Bit GPIO & multichannel Audio onboard
- USB 2.0, USB 3.2 Gen1 and USB 3.2 Gen2 onboard
- Onboard support for M.2 SSD (PCIe x4 Gen 4 based M.2 2242)
- Onboard support for M.2 WLAN/Bluetooth (M.2 2230)
- 1x Intel® GbE LAN, 1x Realtek GbE LAN
- Intel integrated TPM V2.0 onboard

- Dual-Range DC Power Supply 12 V/19-24 V
- HW Watchdog onboard
- Motherboard operating temperature range (chassis inside) 10 °C - 50 °C



## Technical Information

<b>SYSTEM</b>	<b>PROCESSOR</b>	Intel® Core™ i9/i7/i5/i3 (12th/13th Gen) processor series* Intel® Pentium®/Intel Celeron® processor series
	<b>CHIPSET MEMORY</b>	Socket LGA1700, max. 65 W TDP (For details on supported processors please refer to Kontron FTP Server)
	<b>GRAPHICS</b>	Intel® H610 Express Chipset 2 SO DIMM Sockets DDR5-5600, max. 64 GByte, Dual Channel unbuffered non-ECC. Effective memory speed depends on installed processor
<b>VIDEO</b>	<b>GRAPHICS</b>	Intel® UHD Graphics 7xx (depends on installed processor), 1x Display Port V1.4a and 1x USB Alternate mode (DPoC) via Type-C 1x HDMI V2.0b Dual-Channel (24bit) LVDS
<b>AUDIO</b>	<b>AUDIO CODEC AUDIO INTERFACE</b>	Realtek ALC256 High Definition Audio Codec, 2W@40hm stereo speaker support Line-In / Line-Out Front panel audio (by header)
<b>NETWORK CONNECTION</b>	<b>ETHERNET 1</b>	Intel® i219LM with 10/100/1000 MBit/s, iAMT features, Wake-on-LAN (WoL) by interesting Packets, Link Status Change and Magic Packet™, PXE Support, BIOS MAC Address Display, Teaming Support
	<b>ETHERNET 2</b>	Realtek RTL8111E with 10/100/1000 MBit/s, Wake-on-LAN (WoL) by interesting Packets, Link Status Change and Magic Packet™, PXE support, BIOS MAC Address Display
<b>PERIPHERAL CONNECTION</b>	<b>USB</b>	2x USB 2.0 (rear I/O, Type-A) + 3x USB 2.0 (by header) 1x USB 3.2 Gen 2 (rear I/O, Type-A), 1x USB 3.2 Gen 2 (rear I/O, Type-C) 2x USB 3.2 Gen 1 (by header)
	<b>SERIAL PORT OTHER I/Os</b>	1x RS232 (by header) 1x 8-bit GPIO (by header)
<b>STORAGE &amp; EXPANSION</b>	<b>SATA M.2 PCIe/NVME M.2 WIRELESS GPIO</b>	2x SATA-600 1x M.2 2242 (Key-M, Gen 4, PCIe/NVME SSD modules) 1x M.2 2230 (Key-E, WLAN/Bluetooth modules, incl. CNVi support) 8 Bit GPIO (Input/Output); WLAN LED support, WLAN enable/disable support 3.3 V/5 V/12 V supply voltage output; SMBus controller PCA9554A
<b>POWER</b>	<b>INPUT VOLTAGE</b>	External DC-in: 19-24 V Internal DC-in: 12 V/19-24 V

<b>FIRMWARE</b>	<b>BIOS</b>	AMI Aptio 5.x (UEFI) BIOS modified and adapted Recovery BIOS, SM-BIOS (DMI), BIOS and CPU Microcode Update, Quick Boot, Logo Boot, Quiet Boot, Plug & Play, Automatic DRAM Configuration, BIOS Support for S.M.A.R.T., Advanced Power Management, ACPI S3/S4, Wake on time from S5. <b>No legacy OS support, no MBR installation (UEFI only)</b> BIOS POST-/BIOS BOOT-/OS-HW Watchdog Integrated Intel® Integrated TPM V2.0 (Infineon TPM module optional)
<b>SYSTEM CONTROL &amp; MONITORING</b>	<b>WATCHDOG REAL TIME CLOCK TPM  FP HEADER SECURITY</b>	1x Front Panel header (Power Button, Reset Button, Power LED, HDD LED) Recovery BIOS, System and BIOS Password, Boot Sequence Control, Serial-/ USB- Port Access Protection, Write Protection for Flash BIOS, EraseDisk (BIOS Feature), Intel integrated TPM V2.0, optional Infineon TPM module (TCG compliant, socket prepared)
<b>COOLING</b>	<b>FAN</b>	1x CPU-Fan (4Pin-Header, PWM) 1x System-Fan (4Pin-Header, PWM)
<b>SOFTWARE</b>	<b>OS SUPPORT</b>	MS Windows 10, MS Windows 11, MS Windows 10 IOTG, Linux-64 No legacy OS support, no MBR installation (UEFI only)
<b>MECHANICAL</b>	<b>DIMENSIONS (L x W)</b>	Thin mITX: 6.7" x 6.7" (170 x 170 mm)
<b>ENVIRONMENTAL</b>	<b>OPERATING TEMPERATURE</b>	0 °C - 60 °C
<b>CERTIFICATION</b>	<b>EMC &amp; SAFETY</b>	Planned: cTÜVus acc. IEC62368-1, CE Class B incl. Industrial Immunity, UKCA, FCC-B verified
<b>SPECIAL FEATURES</b>	<b>CTDP SILENT FAN SYSTEM GUARD RECOVERY BIOS MULTI BOOT HDD PASSWORD ALWAYS ON NEVER OFF</b>	Easy and flexible reduction of CPU TDP (BIOS Setup) down to 10W TDP Independent temperature related processor fan and system fan supervision View Silent Fan features Restores a corrupted BIOS Comfortable boot from any boot device Access protection for disk drives Reliable power-on whenever voltage is connected Option to prevent the system from being shut down

## Power Supply Requirements

SOURCE	VOLTAGE	MIN. PS LOAD	MAX. VOLTAGE TOLERANCE	MOTHERBOARD CAPACITIVE LOAD	MOTHERBOARD MAX. CURRENT
External connector	19-24 V	0 A	+ 10%/- 15%	200 µF (tbd)	max. 10 A max. 130 W**
Internal (2 pin) connector	19-24 V	0 A	+ 10%/- 15%	200 µF (tbd)	max. 8 A max. 130 W**
Internal (4 pin) connector	+ 12 V	0 A	± 5 %	1.500 µF (tbd)	max. 12 A max. 144 W

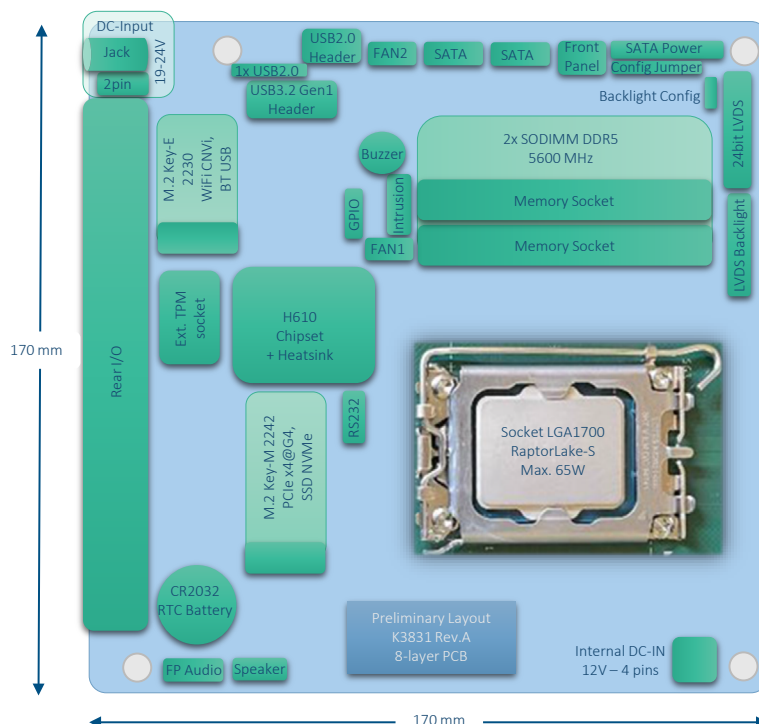
For onboard components (worst case incl. processor, memory and any attached internal and external devices like M.2 devices, SATA devices, LVDS panels, USB devices).

\*\* LVDS backlight (19/24V) not included in 130W limit. See TechNotes document for further details.  
Possible surge current (CPU Turbo mode) must be considered for system design!

<b>FEATURES</b>	Chipset Board Size DVI / DPP / HDMI / LVDS / eDP Stereo Audio / 5.1 Multichannel Audio / Front Panel Audio Buzzer / int. Speaker Support (stereo) GbE LAN / Dual GbE LAN / 2.5GbE LAN / M.2 2230 WLAN-BT WoL / PXE / LAN Teaming / TSN Intel® Standard Manageability / iAMT / vPro SATA / SATA RAID / M.2 (SATA) / M.2 (PCIe/NVME) USB 2.0 / USB 3.2 gen1 / USB 3.2 gen2 / USB 3.2 Type-C FAN monitored & controlled / CPU / AUX1 / AUX2 TEMP monitored CPU / onboard sensors / external sensor	iH610 Thin Mini-ITX - / + / + / + / - + / + / + / + - / + + / + / - / + + / + / + / - - / - / - + / - / - / + + / + / + / + + / + / + / - + / + / -
<b>SPECIAL FEATURES</b>	Silent Fan / System Guard / cTDP Recovery BIOS / Flash Update / Multi Boot HDD Password / EraseDisk / TPM V2.0 BIOS POST- / BIOS Boot- / OS- HW Watchdog Logo Boot Option High Efficiency Core Voltage Regulator Design Operating Mode 24-7 / 8-5 (hrs per day - days per week) Mainboard operating temperature range (chassis inside)*	+ / + / + + / + / + + / + / + + / + / + + + + / - 10 °C - 50 °C
<b>INTERNAL CONNECTORS</b>	SO DIMM Sockets (DDR5-5600) SATA-600 / mSATA / M.2 SSD 2230/2242 (Key-M, PCIe/NVME) M.2 2230 (Key-E, PCIe & USB2.0 for WLAN/Bluetooth) Frontpanel Audio (9-Pin, HD Audio) USB 2.0 channels / USB 3.2 (Gen1) / USB 3.2 (Gen2) / USB Stick Serial (COM1, RS232) / Parallel Port Connector LVDS / LVDS Backlight / Embedded DisplayPort FAN CPU (PWM) / AUX1 (PWM) / AUX2 Intrusion (Case Open) / GPIO (8Bit) / SMBus (Case Temp.) Internal Stereo Speakers header / DMIC header (digital microphone) Front Panel (Power Switch, Reset Switch, LEDs, Intel 10 pin header) Onboard SATA Drive Power Connector Onboard (internal) DC-In Connector 12 V (4 pin) / 19-24 V (2 pin)	2 2 / - / 1 1 1 3 / 2 / - / - 1 / - 1 / 1 / - 1 / 1 / 0 1 / 1 / - 1 1 1 / 1
<b>EXTERNAL CONNECTORS</b>	DVI-I / DVI-D / DisplayPort V1.4a / HDMI 2.0b Audio Mic. In / Line in / Line out (or driver configuration) LAN (RJ-45) PS/2 Mouse / Keyboard USB 2.0 / USB 3.2 (Gen1) / USB 3.2 (Gen2) DC-In connector (external input) 19-24V @ 10A max.	- / - / 1 / 1 - / 1 / 1 2 - / - 2 / 0 / 2 1

\*) Forced cooling required, see technical documentation for details

## Connector/Socket Diagram



# Ordering Information

K3831-H Thin mITX

ARTICLE	PART NO.	DESCRIPTION
K3831-H Thin mITX	F5120-V219	12th/13th Gen Intel Core™ i3/i5/i7/i9 Processors, Intel® H610 Chipset, 24/7 continuous operation @ 50 °C

## Accessories

COM1 EXTENSION CABLE	S26361-F5000-K7	120 mm, w/o slot bracket
COM1 EXTENSION CABLE	S26361-F5000-K10	400 mm, fullsize slot bracket

## Global Headquarters

Kontron Europe GmbH

Gutenbergstraße 2  
85737 Ismaning, Germany  
Tel.: + 49 821 4086-0  
info@kontron.com

[www.kontron.com](http://www.kontron.com)

